




RAX30

SEGMENTED TURBO RIM

UNIVERSAL MULTI MATERIALS

600 Pro



Cat® 600 Pro oblique turbo segmented multi application diamond blades are the ideal entry level hand-held multi material combo blade. Capable of cutting hard materials, general purpose materials & occasional abrasive materials & some asphalt it is a great choice for users who want to have a good span of application for a great price performance ratio. 30 Degree oblique turbo segments enable the blade to penetrate the application for high speed accurate chip free cuts, fast debris removal from turbulence generated in the cut, whilst critically placed cooling holes keep the core cool under the harshest cutting conditions. Very fast cutting with long product life.

ATTRIBUTES

- VENTED COOLING HOLES FOR RAPID HEAT DISPERSION
- FULLY ENGINEERED HEAT TREATED ARMORED INNER CORE
- 30 DEGREE KEYHOLE GULETS
- TURBO CASTELLATED SEGMENTS
- VERY HIGH QUALITY DIAMOND GRIT & BOND FORMULATION.

APPLICATION

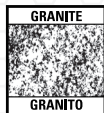

★★★★	HARD TO MEDIUM AGGREGATE CONCRETE (CHERT - TRAP ROCK - RIVER GRAVEL), MEDIUM AGGREGATE CONCRETE (TRAPROCK - QUARTZ), SOFT - MEDIUM AGGREGATE CONCRETE (GRANITE - LIMESTONE), CLAY PIPE - ROOF TILES, CLAY PAVERS, QUARRY TILES, TERRACOTTA, TRAVERTINE, CLASS B ENGINEERING BRICK 75N/MM², CLASS B ENGINEERING BRICK 75N/MM², HARD LIMESTONE, LIGHTLY REINFORCED CONCRETE, CONCRETE PAVERS - CURBS - SLABS, CONCRETE ROOF TILES - PIPES, HARD FACING BRICK, MEDIUM FACING BRICK, CONCRETE BLOCKS OVER 15N/MM², HARD SLATE, MARBLE, HARD SANDSTONE (FINE GRIT), MEDIUM SANDSTONE (MEDIUM GRIT).
★★★	GRANITE, QUARTZITE, CRITICALLY HARD AGGREGATE CONCRETE (FLINT, CHERT), CLASS A ENGINEERING BRICK 125 N/MM², REFRACTORY BRICK, PORPHYRY, BASALT, SOFT FACING BRICKS, SOFT SLATE, SOFT SANDSTONE (COARSE GRIT), CONCRETE SCREED, PLASTER - GROUT.
★★	HEAVILY STEEL REINFORCED CONCRETE, INDIAN STONE (KOTA), CONCRETE BLOCK UNDER 15N/MM², THERMAL BLOCK 7 N/MM², LIGNACITE BLOCKS, LAVA ROCK, PUMICE.
★	ASPHALT OVER CONCRETE, ASPHALT.



DRY CUTTING



WET CUTTING



PRODUCT		DIAMETER		SEGMENT HEIGHT		SEGMENT WIDTH		MAIN ARBOR - BORE		REDUCING RINGS INCLUDED		MACHINES USED
PART NO	CODE NO	MM	INCH	MM	INCH	MM	INCH	MM	INCH	MM	INCH	
DA33000	RAX30115	115	4 1/2	12	0.472	2.2	0.087	22.23	7/8	N/A	N/A	
DA33001	RAX30125	125	5	12	0.472	2.4	0.094	22.23	7/8	N/A	N/A	
DA33002	RAX30180	180	6	12	0.472	2.4	0.094	22.23	7/8	25.4 - 22.23, 25.4 - 20, 25.4 - 15.88	1 - 7/8, 1 - 20mm, 1 - 5/8	
DA33003	RAX30230	230	9	15	0.590	2.8	0.110	22.23	7/8	N/A	N/A	
DA33004	RAX30300	300	12	15	0.590	3.2	0.126	25.4 + P	1 + P	25.4 - 20	1 - 20mm	
DA33005	RAX30350	350	14	15	0.590	3.2	0.126	25.4+P	1 + P	25.4 - 20	1 - 20mm	



WARNING: This product can expose you to "Nickel" which is known to the State of California to cause cancer & birth defects.
ADVERTENCIA: Este producto puede exponerlo a un "Níquel" que el Estado de California sabe que causa cáncer y defectos de nacimiento.
AVERTISSEMENT: ce produit peut vous exposer à un "Nickel" connu de l'État de Californie pour provoquer le cancer et des malformations congénitales. www.P65Warnings.ca.gov



©2023 Caterpillar. All Rights Reserved. CAT, CATERPILLAR, LET'S DO THE WORK, their respective logos, "Caterpillar Corporate Yellow", the "Power Edge" & Cat "Modern Hex" trade dress as well as corporate & product identity used herein, are trademarks of Caterpillar & may not be used without permission. C6 DIAMOND LLC, a licensee of Caterpillar Inc.

SILICA DUST: Workers who are exposed to respirable crystalline silica dust are at increased risk of developing serious silica-related diseases. It is necessary to use saws & other machinery that is equipped with an integrated water delivery system that continuously feeds water to the blade. Operate & maintain all tools in accordance with manufacturer's instructions to minimize dust emissions & always wear the correct ventilator. For more info visit: www.osha.gov/sites/default/files/publications/OSHA3681.pdf