




# USAMM50-10

## SEGMENTED TURBO RIM

### COMBO MULTI-MATERIAL

0.394" 10mm high

600 Pro GOOD



2X LASER WELDED

UNDERCUT PROTECTION

Cat® Combo Multi-Material blades are designed for intensive use across the 3 performance grades: Good, Better and Best. A true warrior product able to cut virtually everything in its path. Each individual product has specifically designed segments shape and geometry which complements the diamond grit and bond formulation that is proved to enhance the cutting performance in terms of fluidity and smoothness of cut, speed and blade life. Cat® Combo Multi-Material blades are able to cut a multitude of materials easily and able to cut through the hard materials including all general purpose, abrasive and asphalt applications including items such as steel rebar. Each increase in performance rating increases the speed and life by use of higher diamond quality and diamond concentration, bond formulation and segment height. All blades have special undercut protection segments for clearing debris from the cut alleviating undercutting of the segments.

#### ATTRIBUTES

- HIGH DIAMOND CONCENTRATION & DIAMOND QUALITY
- UNDERCUT PROTECTION SEGMENTS TO CLEAR DEBRIS
- FULLY HARDENED & HEAT TREATED STEEL CORE
- UNIQUE TURBO ALTERNATE STANDARD SEGMENT DESIGN FOR AGGRESSIVE CUTTING ACTION
- LONG LIFE, GOOD SPEED OF CUT, WIDEST APPLICATION SPAN
- ABOVE INDUSTRY STANDARD DIAMOND QUALITY & BOND FORMULATION
- 2X LASER WELDED FOR SAFETY & STABILITY OF SEGMENTS
- KEYHOLE GULLET DESIGN FOR DUST EXTRACTION FROM CUT.

#### APPLICATION

★ ★ ★ ★

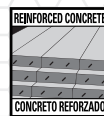
STEEL REBAR & BOX SECTIONS, DUCTILE IRON, HEAVILY STEEL REINFORCED CONCRETE, CRITICALLY HARD AGGREGATE CONCRETE (FLINT, CHERT), HARD TO MEDIUM AGGREGATE CONCRETE (CHERT - TRAP ROCK - RIVER GRAVEL), MEDIUM AGGREGATE CONCRETE (TRAPROCK - QUARTZ), SOFT - MEDIUM AGGREGATE CONCRETE (GRANITE - LIMESTONE), CLASS A ENGINEERING BRICK 125 N/MM², REFRACTORY BRICK, CLAY PIPE - ROOF TILES, CLAY PAVERS, TERRACOTTA, INDIAN STONE (KOTA), TRAVERTINE, PORPHYRY, CLASS B ENGINEERING BRICK 75N/MM², BASALT, HARD LIMESTONE, LIMESTONE AGGREGATE CONCRETE, LIGHTLY REINFORCED CONCRETE, CONCRETE PAVERS - CURBS - SLABS, CONCRETE ROOF TILES - PIPES, HARD FACING BRICK, MEDIUM FACING BRICK, MEDIUM FACING BRICK, CONCRETE BLOCKS OVER 15N/MM², HARD SLATE, HARD SANDSTONE (FINE GRIT), MEDIUM SANDSTONE (MEDIUM GRIT).

★ ★ ★


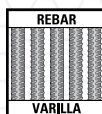
ALUMINIUM, GRANITE, QUARTZITE, QUARRY TILES, SOFT FACING BRICKS, SOFT SLATE, MARBLE, SOFT SANDSTONE (COARSE GRIT), CONCRETE SCREED, PLASTER - GROUT, ASPHALT OVER CONCRETE, ASPHALT, CONCRETE BLOCK UNDER 15N/MM², THERMAL BLOCK 7 N/MM², GREEN CONCRETE UNIVERSAL, GREEN CONCRETE WITH VERY HARD AGGREGATE, GREEN CONCRETE WITH MEDIUM HARD AGGREGATE, GREEN CONCRETE WITH MEDIUM SOFT AGGREGATE, LIGNACITE BLOCKS, LAVA ROCK, PUMICE.



DRY CUTTING



WET CUTTING



PRODUCT TYPE		DIAMETER		SEGMENT HEIGHT		SEGMENT WIDTH		MAIN BORE		FITTED REDUCER	MACHINE USED
PART NO	CODE NO	MM	INCH	MM	INCH	MM	INCH	MM	INCH		
DA33618U	USAMM501210	300	12	10	0.394	3.175	0.125	25.4+P	1+P	20mm	
DA33619U	USAMM501410	350	14	10	0.394	3.175	0.125	25.4+P	1+P	20mm	
DA33620U	USAMM501610	400	16	10	0.394	3.175	0.125	25.4+P	1+P	20mm	
DA33621U	USAMM501810	450	18	10	0.394	3.175	0.125	25.4+P	1+P	20mm	



**WARNING:** This product can expose you to "Nickel" which is known to the State of California to cause cancer and birth defects.  
**ADVERTENCIA:** Este producto puede exponerlo a un "Níquel" que el Estado de California sabe que causa cáncer y defectos de nacimiento.  
**AVERTISSEMENT:** ce produit peut vous exposer à un "Nickel" connu de l'Etat de Californie pour provoquer le cancer et des malformations congénitales. [www.P65Warnings.ca.gov](http://www.P65Warnings.ca.gov)



©2023 Caterpillar. All Rights Reserved. CAT, CATERPILLAR, LET'S DO THE WORK, their respective logos, "Caterpillar Corporate Yellow", the "Power Edge" and Cat "Modern Hex" trade dress as well as corporate and product identity used herein, are trademarks of Caterpillar and may not be used without permission. C6 DIAMOND LLC, a licensee of Caterpillar Inc.

**SILICA DUST:** Workers who are exposed to respirable crystalline silica dust are at increased risk of developing serious silica-related diseases. It is necessary to use saws and other machinery that is equipped with an integrated water delivery system that continuously feeds water to the blade. Operate and maintain all tools in accordance with manufacturer's instructions to minimize dust emissions and always wear the correct ventilator. For more info visit: [www.osha.gov/sites/default/files/publications/OSHA3681.pdf](http://www.osha.gov/sites/default/files/publications/OSHA3681.pdf)